

Three Reasons to Choose the FLEXpower ONE from OutBack Power:

1. ENGINEERED FOR RELIABILITY

- **Ideal for small power applications:** cabins, remote communication sites, backup power
- Available in sealed or vented units with die-cast aluminum chassis
- Extensive quality and reliability testing, including Highly Accelerated Life Testing (HALT)
- 15 years of experience manufacturing and improving products for fault-intolerant, mission-critical applications
- Standard 5 year warranty (extended 10 year warranty available)

2. DESIGNED FOR FLEXIBILITY

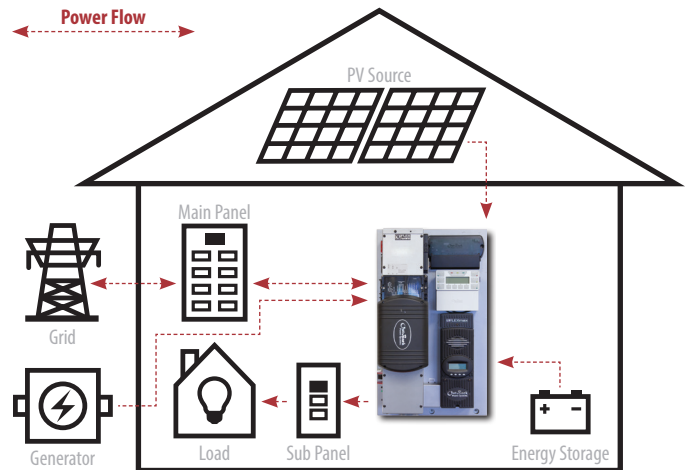
- **Available in six models** for 120VAC or 230VAC applications
- Seven different programmable operational modes, with generator assist
- Advanced Battery Charging (ABC) programmability
- GridZero operating mode minimizes grid dependence in areas where incentives are changing and utility sell-back is limited
- Sinewave output in 12V, 24V or 48V versions with a typical operating efficiency up to 93%, field selectable 50Hz/60Hz
- Sealed models available for operating in harsh environments
- **Sealed Models:** 2500VA or 2300VA
Vented Models: 3000VA, 3500VA or 3600VA

3. EASY-TO-INSTALL AND MAINTAIN

- **Factory tested, pre-wired and pre-configured**
- Fast installation—just hang on the wall with included bracket and make all necessary connections
- Field-serviceable modular design and global technical support
- Monitor, command and control from any internet-connected device with OPTICS RE



OutBack FLEXpower ONE Typical System Integration (w/ 1 FXR/VFXR Inverter/Charger):



OUTBACK POWER — MASTERS OF THE OFF-GRID. FIRST CHOICE FOR THE NEW GRID.



MAKE THE POWER

- FLEXpower Integrated Systems
- Inverter/Chargers & Charge Controllers



STORE THE ENERGY

- EnergyCell RE, GH, NC and OPzV Batteries
- Battery Enclosures and Racking



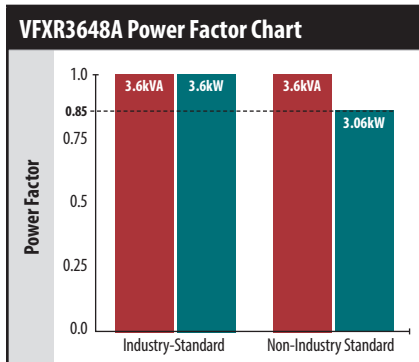
MANAGE THE SYSTEM

- OPTICS RE System Monitoring and Control
- MATE3 System Display and Communications

Details		FLEXpower ONE FXR
Finished Dimensions H x W x D (in/cm)	33.5 x 19.25 x 13.0 / 85 x 50 x 33	
Weight (lb/kg)	98 / 44.5	

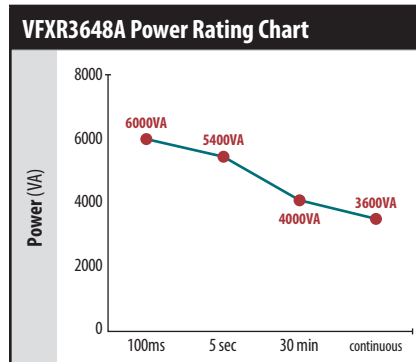
*FLEXpower ONE FXR systems include a mounting bracket, FXR/VFXR inverter/charger, FLEXmax charge controller, MATE3, HUB10.3, FLEXnet DC, FLEXware surge protector, AC and DC wiring boxes, battery and PV array breakers, PV GFDI, Input-Output Bypass assembly, mounting locations for GFCI outlets and additional AC breakers.
Additional configurations available. ** Overcurrent protective device.

For North America	Description	Inverter(s)	FW-X240	Bypass	Outlet	Inverter OCPD**	PV OCPD**	RTS
FP1 FXR2524A	FXR2524A, 2.5kW FLEXpower ONE	FXR2524A	—	120VAC Bypass	NEMA 5-20R	250A	80A	Yes
FP1 VFXR3524A	VFXR3524A, 3.5kW FLEXpower ONE	VFXR3524A	—	120VAC Bypass	NEMA 5-20R	250A	80A	Yes
FP1 FXR3048A	FXR3048A, 3.0kW FLEXpower ONE	FXR3048A	—	120VAC Bypass	NEMA 5-20R	175A	80A	Yes
FP1 VFXR3648A	VFXR3648A, 3.6kW FLEXpower ONE	VFXR3648A	—	120VAC Bypass	NEMA 5-20R	175A	80A	Yes



Power Rating Notes

Inverters that specify power in VA but do not use the unity standard Power Factor (PF) could have misleading power specifications. Volt-Amps (VA) is a total inverter output, while Watts (W) represent the power consumed by the electrical loads. PF, which varies by types of loads, is the ratio of W to VA, and the difference between the two is power in the circuit that does no useful work. At 1.0PF (unity), all power is used. This is the industry-standard used by OutBack Power.



Instantaneous Power Rating

Most stringent, massive load start **VFXR3648A: 6000VA**

Surge Power Rating

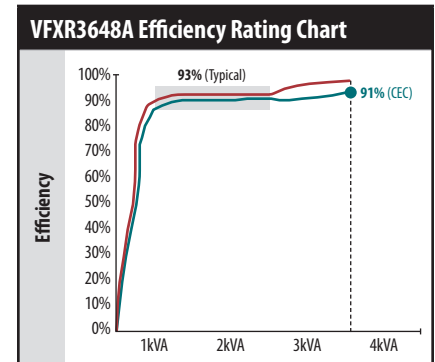
Less stringent load start **VFXR3648A: 5400VA**

Peak Power Rating

Frequent "heavy duty" load requirements **VFXR3648A: 4000VA**

Continuous Power Rating

Sustained "real world" load requirements **VFXR3648A: 3600VA**



INVERTING **SELLING**

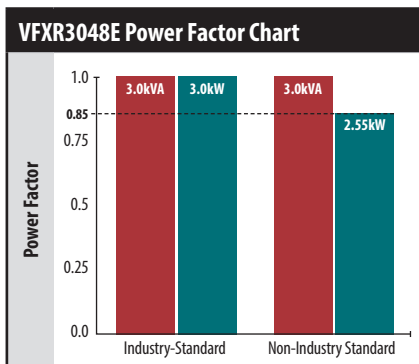
Typical Efficiency Rating

Real world efficiency with variable loads **VFXR3648A: 93%**

CEC Efficiency Rating

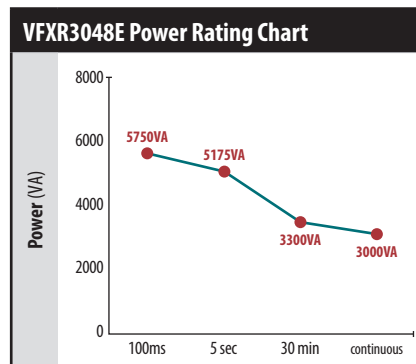
Most stringent US rating **VFXR3648A: 91%**

For Europe	Description	Inverter(s)	FW-X240	Bypass	Outlet	Inverter OCPD**	PV OCPD**	RTS
FP1 VFXR3024E	VFXR3024E, 3.0kW FLEXpower ONE	VFXR3024E	—	230VAC Bypass	—	250A	80A	Yes
FP1 VFXR3048E	VFXR3048E, 3.0kW FLEXpower ONE	VFXR3048E	—	230VAC Bypass	—	175A	80A	Yes



Power Rating Notes

Inverters that specify power in VA but do not use the unity standard Power Factor (PF) could have misleading power specifications. Volt-Amps (VA) is a total inverter output, while Watts (W) represent the power consumed by the electrical loads. PF, which varies by types of loads, is the ratio of W to VA, and the difference between the two is power in the circuit that does no useful work. At 1.0PF (unity), all power is used. This is the industry-standard used by OutBack Power.



Instantaneous Power Rating

Most stringent, massive load start **VFXR3048E: 5750VA**

Surge Power Rating

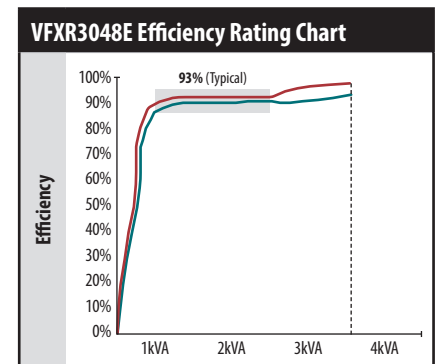
Less stringent load start **VFXR3048E: 5175VA**

Peak Power Rating

Frequent "heavy duty" load requirements **VFXR3048E: 3300VA**

Continuous Power Rating

Sustained "real world" load requirements **VFXR3048E: 3000VA**



INVERTING **SELLING**

Typical Efficiency Rating

Real world efficiency with variable loads **VFXR3048E: 93%**